

RIGHT MOUNT INSTALL

OUTSIDE FACE OF PULLBAR

OUTSIDE FACE OF PULLBAR

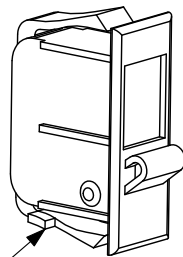
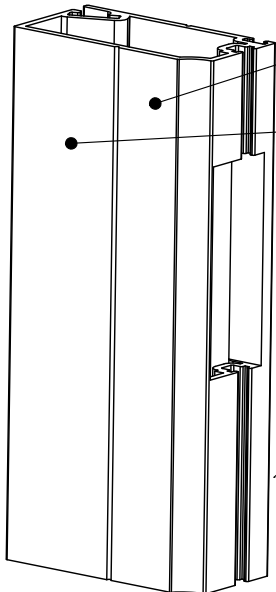

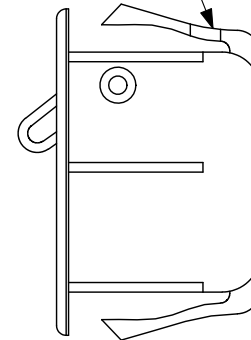
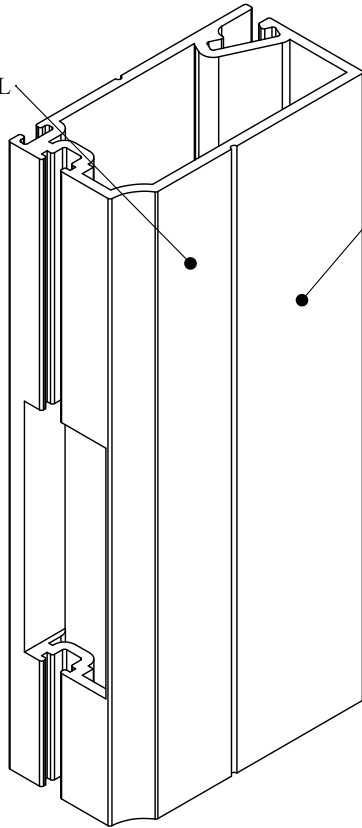
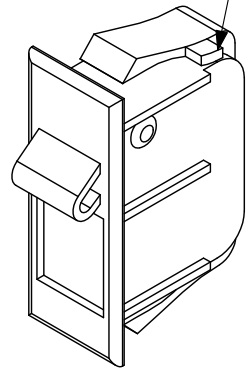
GRABBER TAB MUST BE POINTING TO OUTSIDE FACE

GRABBER TAB

LEFT MOUNT INSTALL

OUTSIDE FACE OF PULLBAR

GRABBER TAB MUST BE POINTING TO OUTSIDE FACE



STANDARD COMMERCIAL TOLERANCE FOR EXTRUDED ROD, BAR AND SHAPES APPLY UNLESS SPECIFICALLY SHOWN OTHERWISE.

PROPRIETARY AND CONFIDENTIAL

THE INFORMATION CONTAINED IN THIS DRAWING IS THE SOLE PROPERTY OF STOETT INDUSTRIES. ANY REPRODUCTION IN PART OR AS A WHOLE WITHOUT THE WRITTEN PERMISSION OF STOETT INDUSTRIES IS PROHIBITED.

DIMENSIONS ARE IN INCHES
TOLERANCES:
FRACTIONAL ±
ANGULAR: ±1°0'
TWO PLACE DECIMAL ±.01
THREE PLACE DECIMAL ±.001

MATERIAL	--
EST. AREA	-- SQ. IN.
EST. WT./FT.	-- LBS./FT.

	NAME	DATE
CHECKED		
DRAWN		
COMMENTS:		

STOETT
INDUSTRIES

**GRABBER CATCH
INSTALLATION**

SIZE A	DWG. NO.	REV.
SCALE: 1:2	WEIGHT:	SHEET 1 OF 1