

**NEW!**

# centor

## S1E Eco-Screen™ for any door or window type

### S1E Eco-Screen™ max frame size

Single System or Multi-function System	12' 9" (W) x 10' 6" (H)
Double System	24' 10" (W) x 10' 6" (H)

The S1E Eco-Screen™ from Centor Architectural is a revolutionary product providing eco-friendly retractable insect screening and solar control with fingertip operation. This product is the evolution of Centor's award-winning S1 Insect Screen.

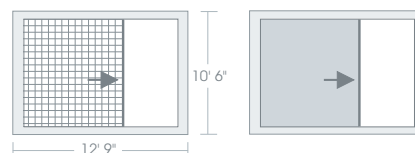
S1E allows homeowners to have complete control of their living environment. Used singly or paired together S1E is ready for use whatever the season or time of day. S1E retracts horizontally and discreetly into its frame when not in use – a revolutionary solution for those who refuse to compromise on style.

On openings up to 12' 9" wide either single or multi-function options are available.

Where a single function is required choose from insect screen or sun filter fabric. For a multi-function option select both fabrics to create a two-in-one screening solution.

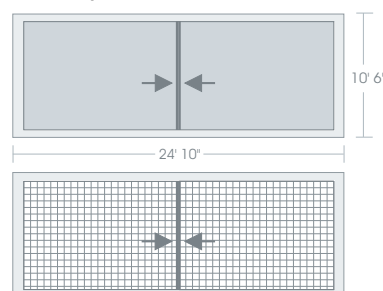
Create a multi-function system using sun filter and insect fabrics to provide solar control in the mornings and prevent insects entering the home in the evenings.

### Single Function System



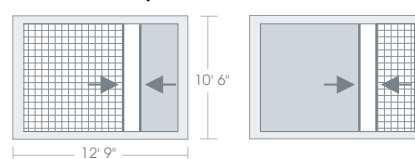
option 1 – screen from right or left  
option 2 – blind from right or left

### Double System



option 1 – screen from right and left  
option 2 – blind from right and left

### Multi-function System



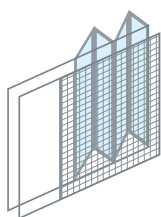
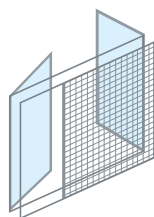
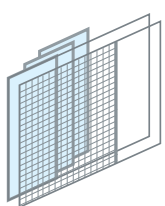
option 1 – screen from right, blind from left  
option 2 – screen from left, blind from right

The S1E Eco-Screen™ is suitable for any door or window type

Sliding Doors

French Doors

Bifold Doors



## THE OPTION OF 'LIVING OUTDOORS' IS NOW FULLY PROTECTED

Shawn Godwin, Director, Base Architecture



Centor Architectural's two-in-one S1E system was the solution, architect Shawn Godwin had been searching for.

'Privacy and protection from insects and sun has previously meant changing the whole dynamics of the look and feel of the design. The combined Centor screen and blind system changed all that. S1E allows the building to stay true to its outdoor design.'

**NEW!**



2008 National Winner  
AMP Innovation Award



2008 Window & Door USA  
Crystal Achievement Award

For openings wider than 12' 9" and up to 24' 10" wide choose one fabric only, either mesh or blind for a double system.

The solar control blind doubles as a projection screen for either indoor or outdoor viewing. Mechanisms within the system enable the blind to be left partially open, allowing visitors to pass through the door way without the hassle of opening and closing the blind.

The considered design of S1E complements any large opening. Available in a clear anodized finish, custom colors and real wood veneers, it's mechanisms are concealed within the frame so screen and frame become an integrated unit.

A range of Centor innovations ensure the whole package functions simply and smoothly.

### Load Balancing Technology™

Load Balancing Technology (LBT™) (patent pending) allows for the effortless fingertip control synonymous with Centor products. With no crude spring-loading to fight against, the screen's lead-stile remains firmly in any chosen position until further pressure is applied. Load-balancing also means far greater tension across the screen or blind, eliminating any tendency for sag.

### Tight Technology™

Tight Technology™ manufacturing techniques ensure control of the horizontal edges of the screen so they remain straight and tight across the widest spans.

### Shock Absorption

In the majority of cases the shock absorption mechanism prevents system damage by redirecting impact away from the screen.

### Self-Feeding Mechanism

Should winds blow the screen out of the top or bottom channels the fabric will self-feed back onto the roll.

### Testing

The S1E Eco-Screen™ has undergone cyclic testing to 400,000 operations in a laboratory and extensively exposed to dust, mud, sand and corrosive atmosphere to ensure it is a product for the real world. It has withstood impact testing with a 37lb punching bag 100 times and considerable pushing, poking and prodding to simulate real life usage.

### Materials

S1E is manufactured in a combination of aluminum, stainless steel, brass and reinforced engineering polymers. The blind is available in sun filter fabric. The tough PVC-coated polyester screen mesh is hardwearing and resistant to damage caused by pets and children.