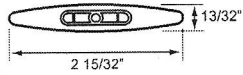
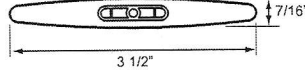


# Polycore Components

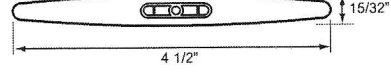
## Louvers



**2.5" ALUMINUM CORE LOUVER**  
PC2.5AL

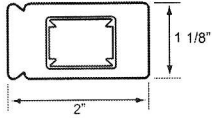


**3.5" ALUMINUM CORE LOUVER**  
PC3.5AL

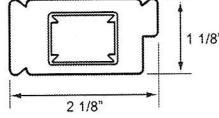


**4.5" ALUMINUM CORE LOUVER**  
PC4.5AL

## Stiles

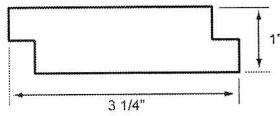


**ALUMINUM REINFORCED STILE**  
PC1AS

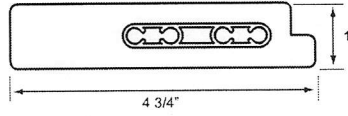


**RABBITTED STILE**  
PC1ASR

## Rails

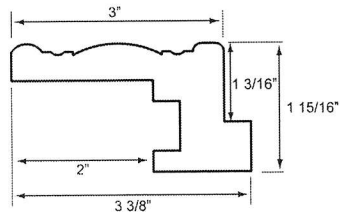


**DIVIDER RAIL**  
PC4DR

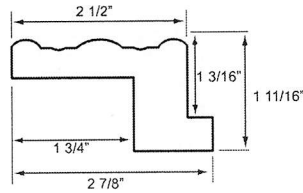


**ALUMINUM REINFORCED RAIL**  
PC1AR4

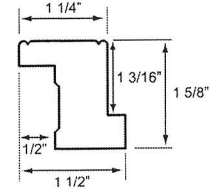
## Frames



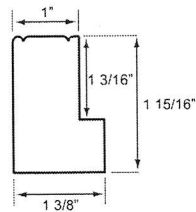
**LARGE Z-FRAME**  
PC4ZZF



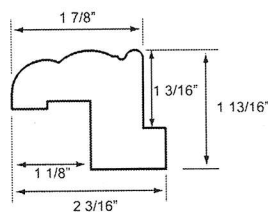
**MEDIUM Z-FRAME**  
PC3ZF



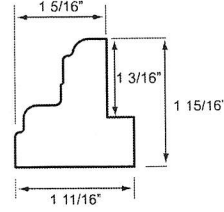
**SMALL Z-FRAME**  
PC2ZF



**L-FRAME**  
PC4LF

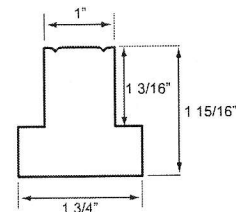


**MALIBU Z-FRAME**  
PC4MF

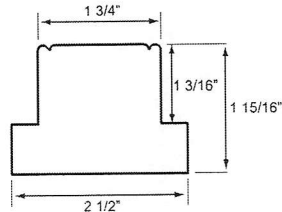


**T-FRAME**  
PC4TF

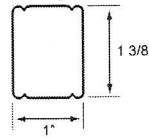
## Others



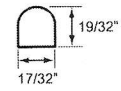
**T-POST**  
PC4TP



**LARGE T-POST**  
PC4LTP



**BUILD OUT**  
PC4BO



**TILT ROD**  
PC4TR