

StowAway

RETRACTABLE SCREENS

Follow The Steps Below To Customize Your Retractable Screen

STEP 1 Select Your Color

POWDER COATED COLORS (Standard)

Architectural Bronze	Black	Brown	Desert Tan	Grey	Hunter Green	Ivy Green	Linen	Mahogany Brown	Mill	Off White	Sandalwood	White

<p>ANODIZED COLORS</p> <table border="1"> <tr> <td></td> <td></td> <td></td> </tr> <tr> <td>Black Anodized</td> <td>Clear Anodized (Upgrade)</td> <td>Gold Anodized</td> </tr> </table>				Black Anodized	Clear Anodized (Upgrade)	Gold Anodized	<p>REAL WOOD VENEER</p> <table border="1"> <tr> <td></td> <td></td> <td></td> </tr> <tr> <td>Mahogany</td> <td>Oak (Upgrade)</td> <td>Pine</td> </tr> </table> <p>Paintable • Stainable Match Exterior or Interior Woodwork</p>				Mahogany	Oak (Upgrade)	Pine	<p>CUSTOM RAL COLORS</p> <p>(Upgrade)</p>
Black Anodized	Clear Anodized (Upgrade)	Gold Anodized												
Mahogany	Oak (Upgrade)	Pine												

STEP 2 Select Your Screen Mesh

SCREEN FABRIC COLORS

Fiberglass Black (Standard)	Fiberglass Grey	Solar Noseeum Black	Solar Medium Black (Upgrade)	Solar Max Black	Pet Mesh Black

STEP 3 Select Your Close Device

<p>FAST CLOSE</p> <p>(Standard)</p>	<p>HYDRAULIC SLOW CLOSE</p> <p>(Upgrade)</p>
--	---



StowAway

RETRACTABLE SCREENS

STEP 4 Select Your Handle

DIE-CAST HANDLE



(Standard)

NYLON HANDLE



(Upgrade)


RECESSED HANDLE



(Upgrade)


STEP 5 Select Your Catch Device

STRONG MAGNET



(Standard)

INTERNAL MAGNETS



(Upgrade)


GRABBER CATCHES




(Upgrade)

STEP 6 Select Additional Features

POSITION HOLDERS



LATCHES



PLEXI PET GUARDS



MESH STICKERS



CLEANING KITS



(All Upgrades)